

TAMPA MONTANTE CHROMA NYL C/4PARES (TAM026)



CARACTERÍSTICAS

CODIFICAÇÃO		
COR	CÓDIGO	CATÁLOGO
BCO	9302345	TAMCHROMANYBCOE4PA
PRT	9302346	TAMCHROMANYPRTE4PA

OBSERVAÇÕES

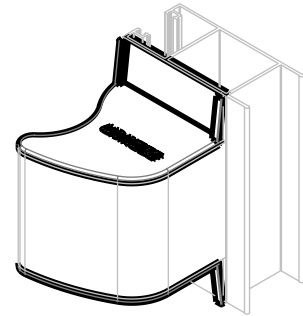
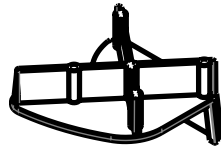
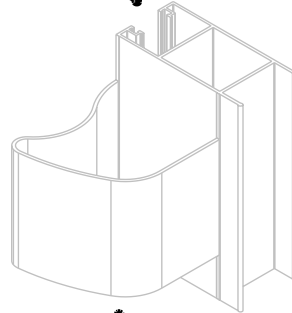
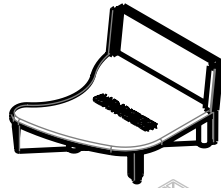
COMPOSIÇÃO/CARACTERÍSTICAS:

- TAMPA: POLÍMERO.

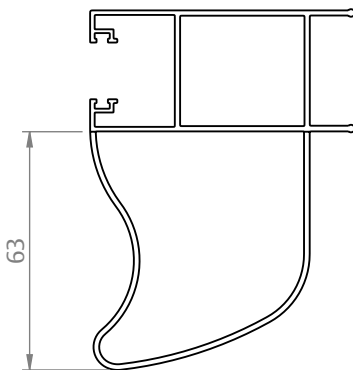
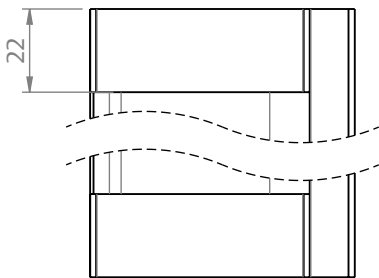
APLICAÇÃO NOS PERFIS:

- CHR-026, CHR-029, CHR-053 E CHR-054.

APLICAÇÃO


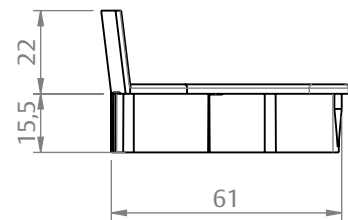
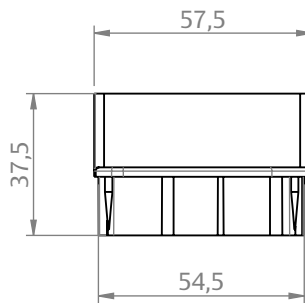


USINAGEM



ESCALA 1:2

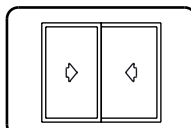
DIMENSÕES



ESCALA 1:2

PORTA DE CORRER

CHROMA



UDINESE
ASSA ABLOY