
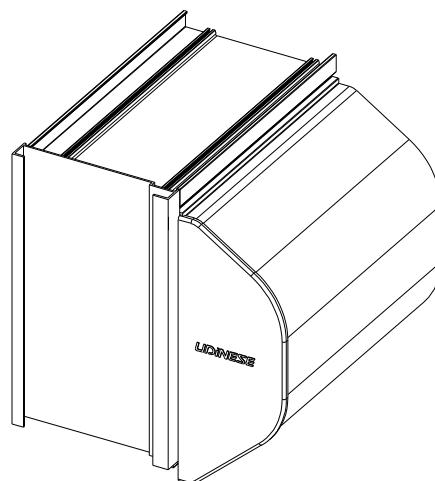


# TAMPA INTEGRADA TPA-0132



## Aplicação



Tampa TPA-0132 aplicavel no perfil SC-2063.

Sem escala

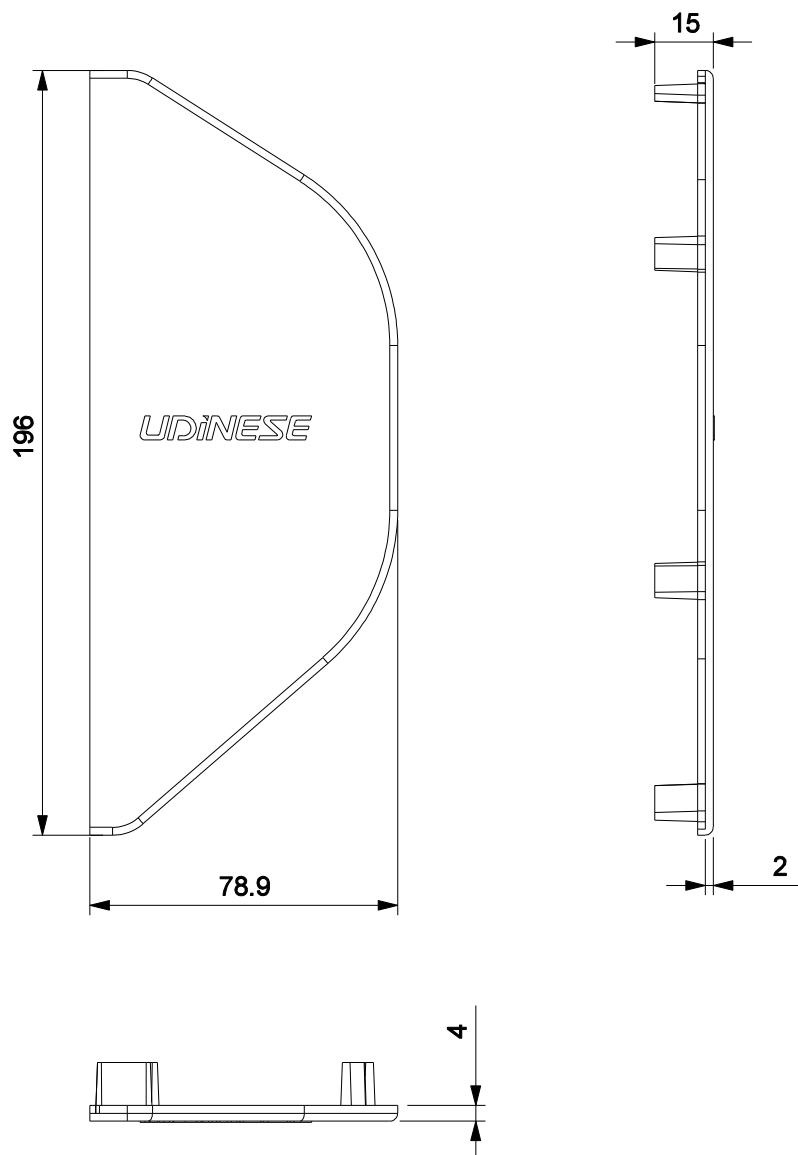
## Características

COMPONENTES	MATÉRIA-PRIMA
TAMPA TPA-0132	POLIMERO

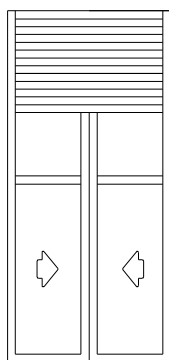
Embalagem	1 PAR
-----------	-------

CODIFICAÇÃO			
Cor	Código	Catálogo	Belmetal
BCO	9302073	TAMTPA0132BCO1PA	BMT-TPA-0132-BCO
PRT	9302068	TAMTPA0132PRT1PA	BMT-TPA-0132-PRT

## Dimensional Tampa



escala 1:2



PORTA DE CORRER  
LINHA IMPERIAL 2.5

**UDINESE**