
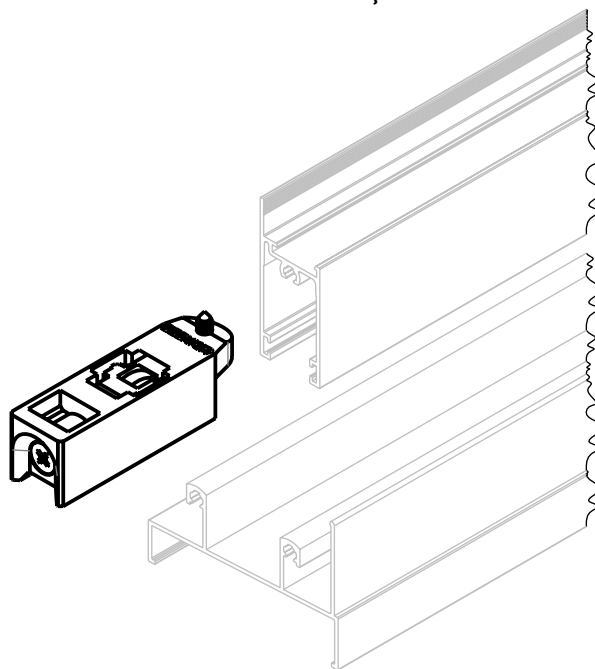


ROLDANA SIMPLES FIT REG/PH L25



APLICAÇÃO



CARACTERÍSTICAS

CODIFICAÇÃO		
COR	CÓDIGO	CATÁLOGO
PRT	9001739	ROLSIMFITREGPHL251PC
CARGA MÁXIMA		
40 KG POR FOLHA		

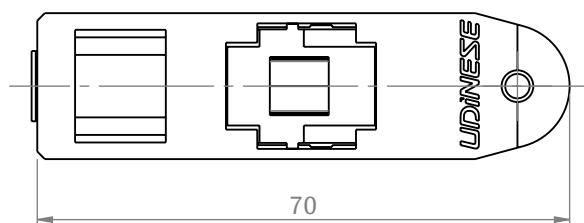
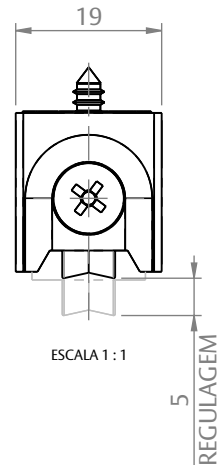

OBSERVAÇÕES:

- UTILIZAR 02 ROLDANAS POR FOLHA.

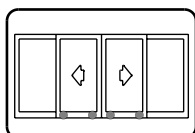
COMPOSIÇÃO/CARACTERÍSTICAS:

- CAIXA DA ROLDANA E GARFO: POLÍMERO;
- RODÍZIO: AÇO/POLÍMERO;
- PARAFUSOS: AÇO INOX.

DIMENSÕES



JANELA DE CORRER

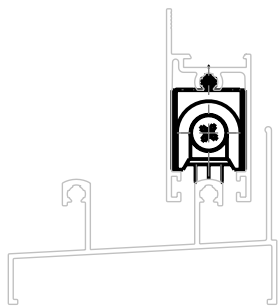


UDINESE
ASSA ABLOY

ROLDANA SIMPLES FIT REG/PH L25

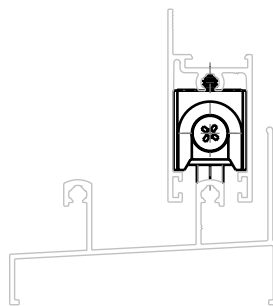
APLICAÇÕES

ECOLINE 2.5
(PERFIL ALUMÍNIO)



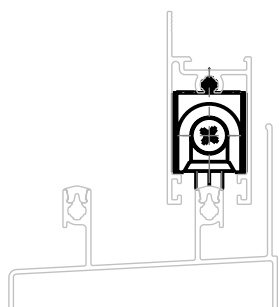
ESCALA 1:2

SUPREMA
(HYDRO)



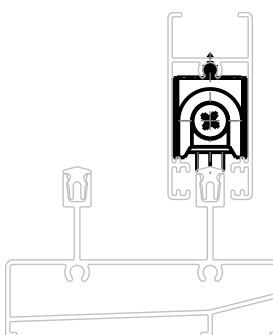
ESCALA 1:2

IMPERIAL 2.5
(BELMETAL)



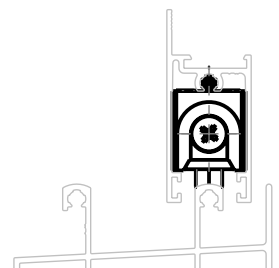
ESCALA 1:2

AUTEM 25EX
(GRUPO IBRAP)



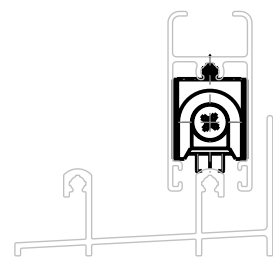
ESCALA 1:2

ABSOLUTA
(CDA)



ESCALA 1:2

MEGA 2.5
(ASA ALUMÍNIO)



ESCALA 1:2