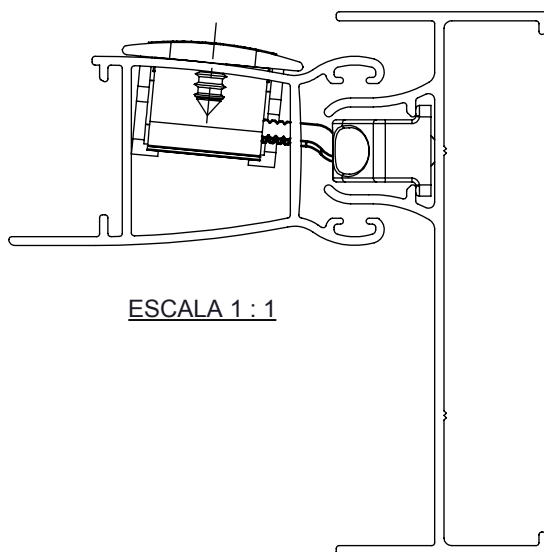


# LINGUETA CONCHA 7611/33

## APLICAÇÃO

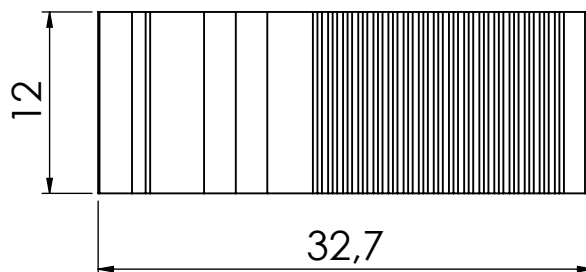
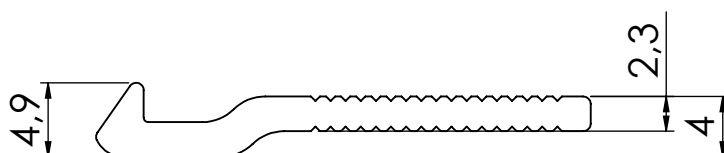


ESCALA 1 : 1

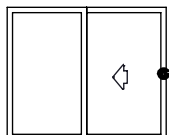
## CARACTERÍSTICAS

Componentes		Matéria-Prima
Lingueta		Alumínio
Embalagem		1 Lingueta
Codificação		
Cor	Código	Catálogo
S/A	9208887	LIN761133AL

## DIMENSÕES



ESCALA 2 : 1



JANELA E PORTA DE CORRER  
**INOVA**

\*Todas as medidas em mm.

**UDINESE**

FOLHA: 1/1